

Spur Gearheads

0,1 Nm

For combination with
DC-Micromotors
Stepper Motors

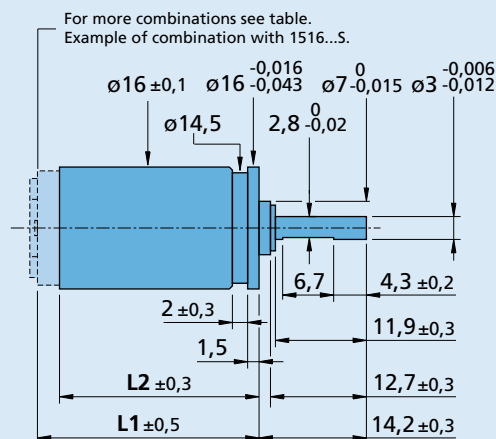
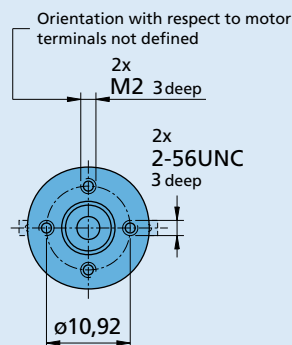
Series 15/5 S

	15/5 S
Housing material	metal
Geartrain material	steel
Recommended max. input speed for:	
– continuous operation	5 000 min ⁻¹
Backlash, at no-load	≤ 3 °
Bearings on output shaft	ball bearings, preloaded
Shaft load, max.:	
– radial (6,5 mm from mounting face)	≤ 25 N
– axial	≤ 5 N
Shaft press fit force, max.	≤ 5 N
Shaft play	
– radial (6,5 mm from mounting face)	≤ 0,03 mm
– axial	= 0 mm
Operating temperature range	- 30 ... + 100 °C

Technical data		2	3	4	4	5	5	6	6	7
Number of gear stages										
Continuous torque	mNm	60	60	100	100	100	100	100	100	100
Intermittent torque	mNm	150	150	300	150	300	150	300	150	300
Mass without motor, ca.	g	17	19	21	21	22	22	24	24	25
Efficiency, max.	%	81	73	66	66	59	59	53	53	48
Direction of rotation, drive to output		=	≠	=	=	≠	≠	=	=	≠
Reduction ratio ¹⁾ (rounded)		6,3:1 11,8:1	22:1 41:1	76:1	141:1	262:1	485:1	900:1	1 670:1	3 101:1
L2 [mm] = length without motor		26,2	29,9	32,0	32,0	34,1	34,1	36,2	36,2	38,3
L1 [mm] = length with motor										
	1319E...SR	32,5	36,2	38,3	38,3	40,4	40,4	42,5	42,5	44,6
	1331E...SR	44,5	48,2	50,3	50,3	52,4	52,4	54,5	54,5	56,6
	1516E...S	29,1	32,8	34,9	34,9	37,0	37,0	39,1	39,1	41,2
	1516E...SR	29,1	32,8	34,9	34,9	37,0	37,0	39,1	39,1	41,2
	1524E...SR	37,1	40,8	42,9	42,9	45,0	45,0	47,1	47,1	49,2
	AM1524...S7	29,7	33,4	35,5	35,5	37,6	37,6	39,7	39,7	41,8

¹⁾ The reduction ratios are rounded, the exact values are available on request or at www.faulhaber.com.

Note: The gearheads as S-type have all steel gears and heavy duty lubricant for extended lifetime performance.



15/5 S

Spur Gearheads

0,1 Nm

For combination with
DC-Micromotors
Stepper Motors

Series 15/5 S

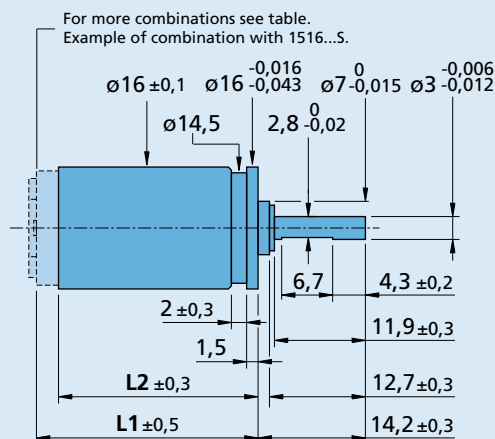
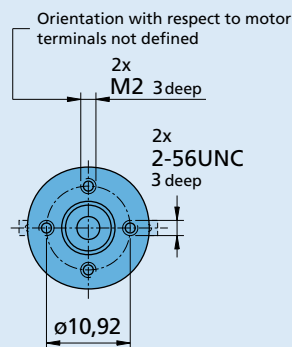
	15/5 S
Housing material	metal
Geartrain material	steel
Recommended max. input speed for:	
– continuous operation	5 000 min ⁻¹
Backlash, at no-load	≤ 3 °
Bearings on output shaft	ball bearings, preloaded
Shaft load, max.:	
– radial (6,5 mm from mounting face)	≤ 25 N
– axial	≤ 5 N
Shaft press fit force, max.	≤ 5 N
Shaft play	
– radial (6,5 mm from mounting face)	≤ 0,03 mm
– axial	= 0 mm
Operating temperature range	- 30 ... + 100 °C

Technical data

	7	8	8	9	9	10	10
Number of gear stages							
Continuous torque	mNm 100	100	100	100	100	100	100
Intermittent torque	mNm 150	300	150	300	150	300	150
Mass without motor, ca.	g 25	26	26	28	28	30	30
Efficiency, max.	% 48	43	43	39	39	35	35
Direction of rotation, drive to output	≠	=	=	≠	≠	=	=
Reduction ratio ¹⁾ (rounded)	5 752:1	10 683:1	19 813:1	36 796:1	68 245:1	126 741:1	235 067:1
L2 [mm] = length without motor	38,3	40,4	40,4	42,5	42,5	44,6	44,6
L1 [mm] = length with motor							
1319E...SR	44,6	46,7	46,7	48,8	48,8	50,9	50,9
1331E...SR	56,6	58,7	58,7	60,8	60,8	62,9	62,9
1516E...S	41,2	43,3	43,3	45,4	45,4	47,5	47,5
1516E...SR	41,2	43,3	43,3	45,4	45,4	47,5	47,5
1524E...SR	49,2	51,3	51,3	53,4	53,4	55,5	55,5
AM1524...57	41,8	43,9	43,9	46,0	46,0	48,1	48,1

¹⁾ The reduction ratios are rounded, the exact values are available on request or at www.faulhaber.com.

Note: The gearheads as S-type have all steel gears and heavy duty lubricant for extended lifetime performance.



15/5 S