

NEW

Linear Actuators

1920 N

Gearhead with integrated Ball Screw,
high accuracy grade

For combination with
DC-Micromotors
Brushless DC-Motors
Stepper Motors

Series 32L ... PB

Values at 22°C

		1	1	1	2	2	3	4
Number of gear stages		1	1	1	2	2	3	4
Reduction ratio ¹⁾ (rounded)		1:1	3:1	3,6:1 4,5:1 6,6:1	9:1 11:1	14:1 16:1 20:1 24:1 30:1 44:1	41:1 49:1 59:1 72:1 89:1 108:1 131:1 158:1 196:1	178:1 215:1 267:1 323:1 401:1 474:1 588:1 711:1 862:1 1 042:1 1 294:1
Continuous output speed, max. ²⁾	mm/s	107	72,2	74,1...40,4	24,1...19,7	23,8...7,58	8,94...1,87	2,06...0,28
Peak output speed, max. ²⁾	mm/s	133	83,3	88...48	27,8...22,7	29,8...9,47	11,4...2,38	2,62...0,36
Continuous input speed, max.	min ⁻¹	3 200	6 500	8 000	6 500	10 000	11 000	11 000
Peak input speed, max.	min ⁻¹	4 000	7 500	9 500	7 500	12 500	14 000	14 000
Continuous axial force, avg.	N	291	331	328...402	478...511	479...702	664...1120	1084...1920
Peak axial force, dynamic, max.	N	1 920	1 920	1 920	1 920	1 920	1 920	1 920
Peak axial force, static, max.	N	2 360	2 360	2 360	2 360	2 360	2 360	2 360
Output power, max.	W	50	50	50	27	27	18	5
Efficiency of gearhead/coupler, max.	%	95	92	92	82	82	78	65
Efficiency of screw, max.	%	90	90	90	90	90	90	90
Mass inertia incl. screw, max. ³⁾	gmm ²	3 760	630	630	463	463	199	85
Accuracy, screw standard length, max.	µm	13	14	14	14	14	14	14
Radial load, max. (15 mm from flange)	N	185	220	220	280	280	330	380
Gearhead backlash, at no-load, typical	°	0,31	0,6	0,6	0,6	0,6	0,6	0,6
Radial play (screw, 10 mm from flange)	mm	≤ 0,05	≤ 0,05	≤ 0,05	≤ 0,05	≤ 0,05	≤ 0,05	≤ 0,05
Axial play:								
- screw	mm	= 0	= 0	= 0	= 0	= 0	= 0	= 0
- nut	µm	5	5	5	5	5	5	5
Screw length from flange:								
- standard	mm	200	200	200	200	200	200	200
- max.	mm	450	450	450	450	450	450	450
Length without motor L2	mm	40,7	40,7	40,7	49,1	49,1	57,5	65,9
Mass ³⁾	g	207	220	220	280	280	340	400
Screw type	10x2 IT1 - right handed, screw direction of rotation same as motor shaft.							
Screw material	stainless steel							
Nut material	cylindric, metal							
Housing material	stainless steel							
Geartrain material	stainless steel							
Bearings on output shaft	ball bearings, preloaded							
Operating temperature range	°C	-20 ... +80						

¹⁾ The reduction ratios are rounded, the exact values are available on request or at www.faulhaber.com.

²⁾ According to selected reduction ratio, screw supported

³⁾ Standard length and standard nut

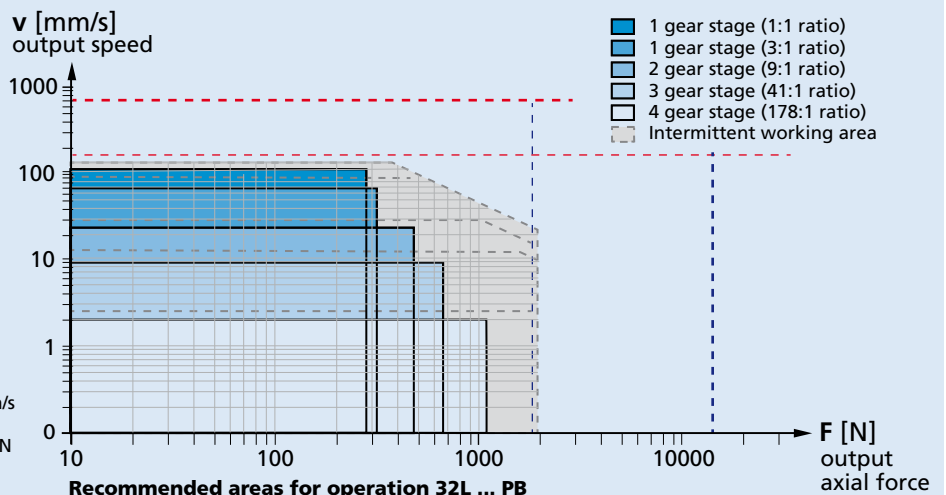
Note:

The display shows the range of possible operation points of the drives at a given ambient temperature of 22°C.


The diagram indicates the recommended output speed in relation to the available output axial force.

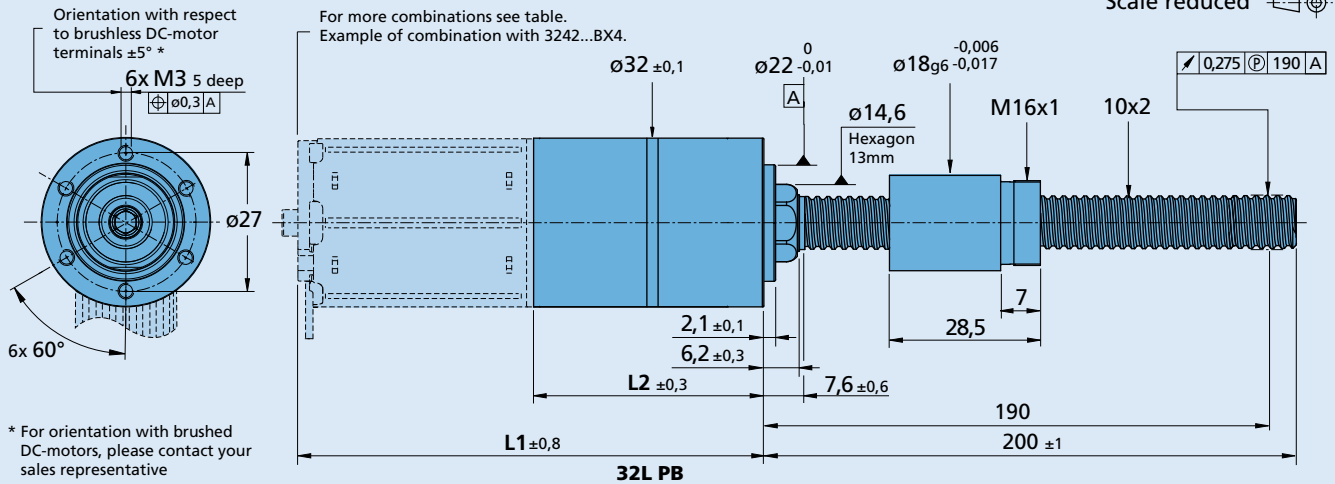
For the standard screw both supported and not, the diagram shows also the critical speeds and the buckling forces.

- - - Critical speed ³⁾ (fixed-free), 156 mm/s
- - - Critical speed ³⁾ (fixed-single), 689 mm/s
- - - Buckling force ³⁾ (fixed-free), 1790 N
- - - Buckling force ³⁾ (fixed-single), 14300 N



Dimensional drawing

Scale reduced 



Options

Example product designation: **32L 30:1 KP1 PB 10x2 200 KWS1**

Option	Type	Description
KL1	Gearhead ambient conditions	Low temperature range of $-55^\circ\text{C} + 100^\circ\text{C}$
KL2	Gearhead ambient conditions	Vacuum down to 10^{-5} Pa @ 22°C
KL3	Gearhead ambient conditions	Temperature range of $-55^\circ\text{C} + 150^\circ\text{C}$ and vacuum down to 10^{-9} Pa @ 60°C
KP1	Gearhead protection	IP54
KC1	Cable orientation	Motor cable/wires or terminals oriented at 15° CCW vs gearhead front threads
KC2	Cable orientation	Motor cable/wires or terminals oriented at 30° CCW vs gearhead front threads
KC3	Cable orientation	Motor cable/wires or terminals oriented at 45° CCW vs gearhead front threads
200	Screw	Standard length (200 mm), length from 50 mm up to 450 mm are available with 5 mm steps
KWL1	Screw ambient conditions	Low temperature range of $-55^\circ\text{C} + 100^\circ\text{C}$
KWL2	Screw ambient conditions	Vacuum down to 10^{-5} Pa @ 22°C
KWL3	Screw ambient conditions	Temperature range of $-55^\circ\text{C} + 150^\circ\text{C}$ and vacuum down to 10^{-9} Pa @ 60°C
KWS1	Screw	Bearing tip/journal (\varnothing 6mm, L=10mm)
KWN7	Nut	Flanged metal nut

Note: Specified values may differ from the standard values depending on the option. Please consult your sales representative for further information.

Product combination

Number of gear stages	1	2	3	4
L2 [mm] = length without motor	40,7	49,1	57,5	65,9
L1 [mm] = length with motor	85,6	94,0	102,4	110,8
2642X...CR/CXR	100,6	109,0	117,4	125,8
2668X...CR	111,6	120,0	128,4	136,8
3242X...CR	85,6	94,0	102,4	110,8
3257X...CR	100,6	109,0	117,4	125,8
3272X...CR	115,6	124,0	132,4	140,8
2250X...BX4	95,4	103,8	112,2	120,6
3242X...BX4	87,8	96,2	104,6	113,0
3268X...BX4	113,8	122,2	130,6	139,0
2264X...BP4	107,6	116,0	124,4	132,8
3274X...BP4	121,7	130,1	138,5	146,9
3056X...B	99,6	108,0	116,4	124,8
3564X...B	107,6	116,0	124,4	132,8
3216X...BXTR	59,6	68,0	76,4	84,8
3216X...BXTH	60,4	68,8	77,2	85,6
AM3248...10	85,6	94,0	102,4	110,8